IDEAL INDUSTRIES, Inc. Certified - LanTEK Test Report

Job Name: VEMCO
Company: VEMCO

Report Date: Monday, November 09, 2009 10:36 AM
Version: 1.0.1.7

Summary:

All Cables	Twisted Pair	Coax/Twinax	Fiber
Total: 2	Total: 2	Total: 0	Total: 0
Pass: 2	Pass: 2	Pass: 0	Pass: 0
Fail: 0	Fail: 0	Fail: 0	Fail: 0
Tot. Length: 131,0m	Tot. Length: 131,0m	Tot. Length: 0m	Tot. Length: 0m

Pass

Test Name: K10014
Test Limit: Cat 6a 500 STP Perm
Test Date: 11/3/2009
Test Time: 18:12:21
Adapter ID: 6004
User Notes: Kabel poziomy I pietro, pokój 14

NVP: 72
LANTEK II-1000 [917192/917240]
Firmware 1.003

Standard: TIA 568-B.2-10
Frequency Range: 1 - 500MHz
Operator: Krzysztof Nowak
Contractor: VEMCO
Company: VEMCO

Wiremap: Pass

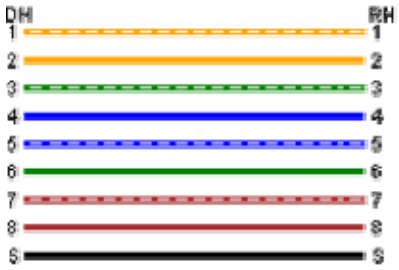

Test	7,8(0.72)	3,6(0.72)	5,4(0.72)	1,2(0.72)	Limit	Result
Length	66,8 m.	66,5 m.	65,5 m.	65,6 m.	< 90,0 m.	Pass
Propagation Delay	309,5 ns	307,9 ns	303,6 ns	303,8 ns	< 498,0 ns	Pass
Delay Skew	5,9 ns	4,3 ns	0,0 ns	0,2 ns	< 44,0 ns	Pass
DC Resistance	8,5 ohms	8,4 ohms	7,9 ohms	7,5 ohms	< 20,0 ohms	Pass
Headroom	43,8 dB					Pass

NEXT: Pass

DH

Pairs	Result	Worst Case Value	Limit	Margin	Worst Overall Value	Limit	Margin
7,8-3,6	Pass	42,5dB @ 300,0MHz	34,0dB	8,5dB	36,3dB @ 496,0MHz	26,8dB	9,5dB
7,8-5,4	Pass	30,9dB @ 500,0MHz	26,7dB	4,2dB	30,9dB @ 500,0MHz	26,7dB	4,2dB
7,8-1,2	Pass	56,0dB @ 193,5MHz	37,2dB	18,8dB	49,0dB @ 447,0MHz	28,3dB	20,7dB
3,6-5,4	Pass	33,0dB @ 481,0MHz	27,2dB	5,8dB	33,0dB @ 481,0MHz	27,2dB	5,8dB
3,6-1,2	Pass	41,2dB @ 351,0MHz	31,7dB	9,5dB	37,6dB @ 500,0MHz	26,7dB	10,9dB
5,4-1,2	Pass	37,7dB @ 419,0MHz	29,2dB	8,5dB	37,1dB @ 441,0MHz	28,5dB	8,6dB

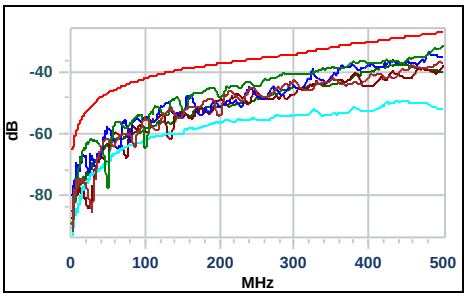

RH

Pairs	Result	Worst Case Value	Limit	Margin	Worst Overall Value	Limit	Margin
7,8-3,6	Pass	44,0dB @ 290,0MHz	34,3dB	9,7dB	38,1dB @ 500,0MHz	26,7dB	11,4dB
7,8-5,4	Pass	42,1dB @ 336,0MHz	32,4dB	9,7dB	38,8dB @ 500,0MHz	26,7dB	12,1dB
7,8-1,2	Pass	57,7dB @ 180,5MHz	37,7dB	20,0dB	49,4dB @ 439,0MHz	28,5dB	20,9dB
3,6-5,4	Pass	30,9dB @ 494,0MHz	26,9dB	4,0dB	30,8dB @ 496,0MHz	26,8dB	4,0dB
3,6-1,2	Pass	39,1dB @ 352,0MHz	31,7dB	7,4dB	34,9dB @ 500,0MHz	26,7dB	8,2dB
5,4-1,2	Pass	39,1dB @ 423,0MHz	29,1dB	10,0dB	38,3dB @ 448,0MHz	28,3dB	10,0dB

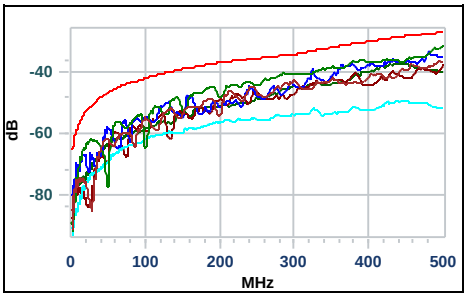

Return Loss: Pass

DH

Pairs	Result	Worst Case Value	Limit	Margin	Worst Overall Value	Limit	Margin
7,8	Pass	30,5dB @ 2,4MHz	20,6dB	9,9dB	20,1dB @ 408,0MHz	8,0dB	12,1dB
3,6	Pass	12,1dB @ 410,0MHz	8,0dB	4,1dB	12,1dB @ 410,0MHz	8,0dB	4,1dB
5,4	Pass	15,6dB @ 162,5MHz	11,9dB	3,7dB	14,9dB @ 296,0MHz	9,3dB	5,6dB
1,2	Pass	30,9dB @ 2,5MHz	20,7dB	10,2dB	18,9dB @ 387,0MHz	8,1dB	10,8dB

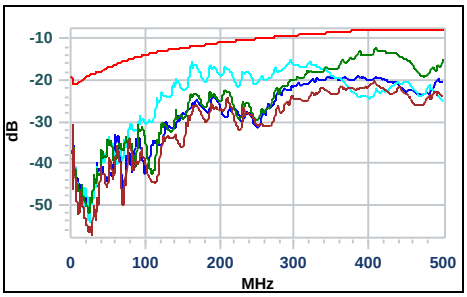

RH

Pairs	Result	Worst Case Value	Limit	Margin	Worst Overall Value	Limit	Margin
7,8	Pass	18,3dB @ 490,0MHz	8,0dB	10,3dB	18,3dB @ 490,0MHz	8,0dB	10,3dB
3,6	Pass	13,6dB @ 412,0MHz	8,0dB	5,6dB	13,6dB @ 412,0MHz	8,0dB	5,6dB
5,4	Pass	17,8dB @ 188,0MHz	11,3dB	6,5dB	16,8dB @ 324,0MHz	8,9dB	7,9dB
1,2	Pass	14,6dB @ 346,0MHz	8,6dB	6,0dB	14,6dB @ 346,0MHz	8,6dB	6,0dB

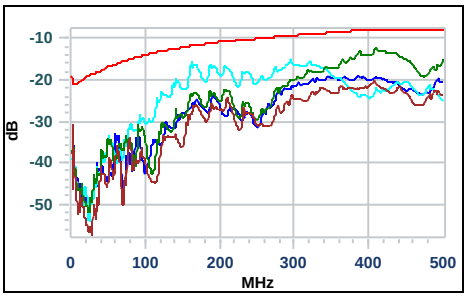

IDEAL INDUSTRIES, Inc. Certified - LanTEK Test Report

Job Name: VEMCO
Company: VEMCO

Report Date: Monday, November 09, 2009 10:37 AM
Version: 1.0.1.7

Pass

Test Name: K10014
Test Limit: Cat 6a 500 STP Perm
Test Date: 11/3/2009
Test Time: 18:12:21
Adapter ID: 6004
User Notes: Kabel poziomy I pietro, pokój 14

NVP: 72
LANTEK II-1000 [917192/917240]
Firmware 1.003

Standard: TIA 568-B.2-10
Frequency Range: 1 - 500MHz
Operator: Krzysztof Nowak
Contractor: VEMCO
Company: VEMCO

Insertion Loss: Pass

DH

Pairs	Result	Worst Case Value	Limit	Margin	Worst Overall Value	Limit	Margin
7,8	Pass	2,3dB @ 3,1MHz	3,1dB	0,8dB	27,8dB @ 499,0MHz	43,9dB	16,1dB
3,6	Pass	2,3dB @ 3,1MHz	3,1dB	0,8dB	28,3dB @ 499,0MHz	43,9dB	15,6dB
5,4	Pass	2,3dB @ 3,1MHz	3,1dB	0,8dB	27,6dB @ 499,0MHz	43,9dB	16,3dB
1,2	Pass	2,3dB @ 3,1MHz	3,1dB	0,8dB	27,3dB @ 499,0MHz	43,9dB	16,6dB

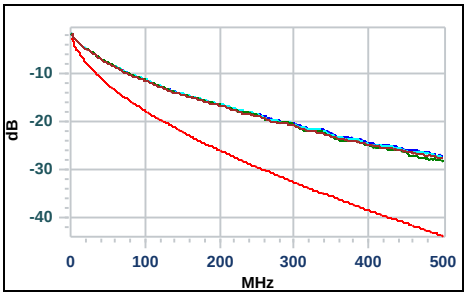

ACR-N: Pass

DH

Pairs	Result	Worst Case Value	Limit	Margin	Worst Overall Value	Limit	Margin
7,8-3,6	Pass	78,1dB @ 3,1MHz	61,9dB	16,2dB	8,3dB @ 500,0MHz	-17,2dB	25,5dB
7,8-5,4	Pass	60,5dB @ 17,1MHz	47,0dB	13,5dB	3,2dB @ 500,0MHz	-17,2dB	20,4dB
7,8-1,2	Pass	86,3dB @ 3,1MHz	61,9dB	24,4dB	22,7dB @ 447,0MHz	-12,8dB	35,5dB
3,6-5,4	Pass	66,4dB @ 8,4MHz	54,1dB	12,3dB	5,1dB @ 481,0MHz	-15,7dB	20,8dB
3,6-1,2	Pass	50,6dB @ 58,8MHz	32,0dB	18,6dB	9,5dB @ 500,0MHz	-17,2dB	26,7dB
5,4-1,2	Pass	72,7dB @ 10,3MHz	52,0dB	20,7dB	11,2dB @ 449,0MHz	-13,0dB	24,2dB

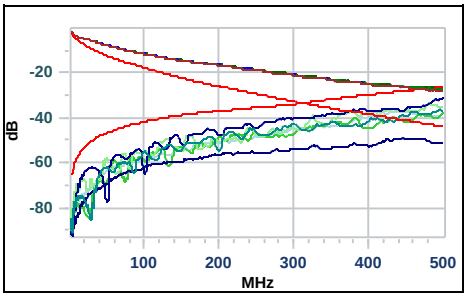

RH

Pairs	Result	Worst Case Value	Limit	Margin	Worst Overall Value	Limit	Margin
7,8-3,6	Pass	71,2dB @ 8,2MHz	54,2dB	17,0dB	10,0dB @ 500,0MHz	-17,2dB	27,2dB
7,8-5,4	Pass	62,8dB @ 20,4MHz	45,1dB	17,7dB	11,1dB @ 500,0MHz	-17,2dB	28,3dB
7,8-1,2	Pass	87,2dB @ 3,1MHz	61,9dB	25,3dB	23,4dB @ 439,0MHz	-12,2dB	35,6dB
3,6-5,4	Pass	67,4dB @ 8,4MHz	54,1dB	13,3dB	2,8dB @ 495,0MHz	-16,8dB	19,6dB
3,6-1,2	Pass	50,8dB @ 57,3MHz	32,4dB	18,4dB	6,8dB @ 500,0MHz	-17,2dB	24,0dB
5,4-1,2	Pass	57,1dB @ 43,8MHz	36,0dB	21,1dB	12,0dB @ 492,0MHz	-16,6dB	28,6dB

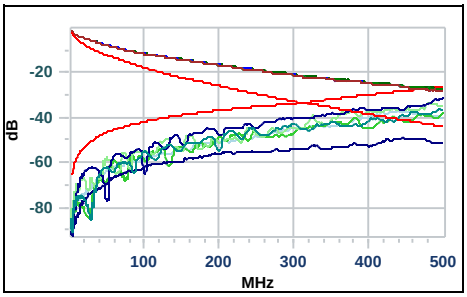

ACR-F: Pass

DH

Pairs	Result	Worst Case Value	Limit	Margin	Worst Overall Value	Limit	Margin
7,8-3,6	Pass	79,8dB @ 1,0MHz	64,2dB	15,6dB	35,0dB @ 367,0MHz	12,9dB	22,1dB
7,8-5,4	Pass	88,7dB @ 1,0MHz	64,2dB	24,5dB	41,4dB @ 412,0MHz	11,9dB	29,5dB
7,8-1,2	Pass	87,7dB @ 1,0MHz	64,2dB	23,5dB	45,3dB @ 441,0MHz	11,3dB	34,0dB
3,6-7,8	Pass	78,8dB @ 1,0MHz	64,2dB	14,6dB	32,9dB @ 474,0MHz	10,7dB	22,2dB
3,6-5,4	Pass	67,6dB @ 1,0MHz	64,2dB	3,4dB	19,5dB @ 500,0MHz	10,2dB	9,3dB
3,6-1,2	Pass	78,1dB @ 1,0MHz	64,2dB	13,9dB	27,6dB @ 458,0MHz	11,0dB	16,6dB
5,4-7,8	Pass	88,0dB @ 1,0MHz	64,2dB	23,8dB	39,3dB @ 420,0MHz	11,7dB	27,6dB
5,4-3,6	Pass	67,8dB @ 1,0MHz	64,2dB	3,6dB	19,7dB @ 500,0MHz	10,2dB	9,5dB
5,4-1,2	Pass	79,7dB @ 1,0MHz	64,2dB	15,5dB	31,0dB @ 461,0MHz	10,9dB	20,1dB
1,2-7,8	Pass	88,7dB @ 1,0MHz	64,2dB	24,5dB	44,5dB @ 440,0MHz	11,3dB	33,2dB
1,2-3,6	Pass	78,0dB @ 1,0MHz	64,2dB	13,8dB	29,0dB @ 491,0MHz	10,4dB	18,6dB
1,2-5,4	Pass	79,8dB @ 1,0MHz	64,2dB	15,6dB	31,8dB @ 460,0MHz	10,9dB	20,9dB

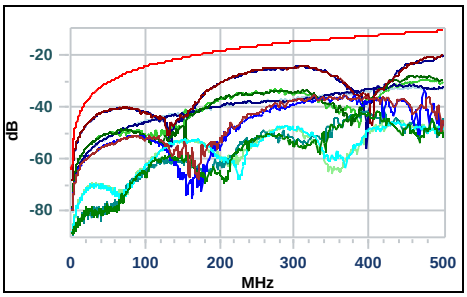

RH

Pairs	Result	Worst Case Value	Limit	Margin	Worst Overall Value	Limit	Margin
7,8-3,6	Pass	78,7dB @ 1,0MHz	64,2dB	14,5dB	33,7dB @ 474,0MHz	10,7dB	23,0dB
7,8-5,4	Pass	87,9dB @ 1,0MHz	64,2dB	23,7dB	38,9dB @ 420,0MHz	11,7dB	27,2dB
7,8-1,2	Pass	88,6dB @ 1,0MHz	64,2dB	24,4dB	44,0dB @ 440,0MHz	11,3dB	32,7dB
3,6-7,8	Pass	79,9dB @ 1,0MHz	64,2dB	15,7dB	34,6dB @ 367,0MHz	12,9dB	21,7dB
3,6-5,4	Pass	67,8dB @ 1,0MHz	64,2dB	3,6dB	19,1dB @ 500,0MHz	10,2dB	8,9dB
3,6-1,2	Pass	78,0dB @ 1,0MHz	64,2dB	13,8dB	27,7dB @ 473,0MHz	10,7dB	17,0dB
5,4-7,8	Pass	88,8dB @ 1,0MHz	64,2dB	24,6dB	41,7dB @ 412,0MHz	11,9dB	29,8dB
5,4-3,6	Pass	67,6dB @ 1,0MHz	64,2dB	3,4dB	20,1dB @ 500,0MHz	10,2dB	9,9dB
5,4-1,2	Pass	79,8dB @ 1,0MHz	64,2dB	15,6dB	31,4dB @ 460,0MHz	10,9dB	20,5dB
1,2-7,8	Pass	87,8dB @ 1,0MHz	64,2dB	23,6dB	45,9dB @ 441,0MHz	11,3dB	34,6dB
1,2-3,6	Pass	78,1dB @ 1,0MHz	64,2dB	13,9dB	28,8dB @ 456,0MHz	11,0dB	17,8dB
1,2-5,4	Pass	79,7dB @ 1,0MHz	64,2dB	15,5dB	31,2dB @ 442,0MHz	11,3dB	19,9dB

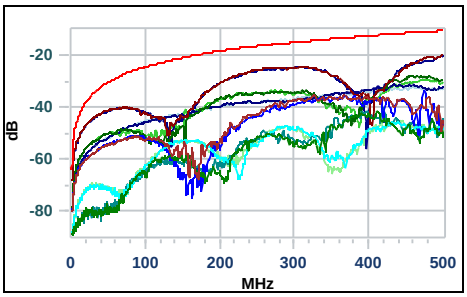

IDEAL INDUSTRIES, Inc. Certified - LanTEK Test Report

Job Name: VEMCO
Company: VEMCO

Report Date: Monday, November 09, 2009 10:39 AM
Version: 1.0.1.7

Pass

Test Name: K10014
Test Limit: Cat 6a 500 STP Perm
Test Date: 11/3/2009
Test Time: 18:12:21
Adapter ID: 6004
User Notes: Kabel poziomy I pietro, pokój 14

NVP: 72
LANTEK II-1000 [917192/917240]
Firmware 1.003

Standard: TIA 568-B.2-10
Frequency Range: 1 - 500MHz
Operator: Krzysztof Nowak
Contractor: VEMCO
Company: VEMCO

PS NEXT: Pass

DH

Pairs	Result	Worst Case Value	Limit	Margin	Worst Overall Value	Limit	Margin
7,8	Pass	29,8dB @ 500,0MHz	23,7dB	6,1dB	29,8dB @ 500,0MHz	23,7dB	6,1dB
3,6	Pass	31,1dB @ 481,0MHz	24,2dB	6,9dB	31,1dB @ 481,0MHz	24,2dB	6,9dB
5,4	Pass	32,9dB @ 380,0MHz	27,6dB	5,3dB	29,1dB @ 500,0MHz	23,7dB	5,4dB
1,2	Pass	35,1dB @ 433,0MHz	25,7dB	9,4dB	35,1dB @ 433,0MHz	25,7dB	9,4dB

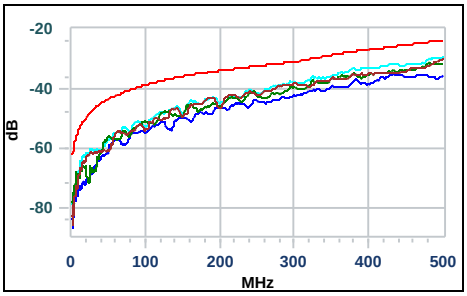

RH

Pairs	Result	Worst Case Value	Limit	Margin	Worst Overall Value	Limit	Margin
7,8	Pass	40,9dB @ 290,0MHz	31,3dB	9,6dB	35,3dB @ 500,0MHz	23,7dB	11,6dB
3,6	Pass	29,3dB @ 496,0MHz	23,8dB	5,5dB	29,3dB @ 499,0MHz	23,7dB	5,6dB
5,4	Pass	29,9dB @ 494,0MHz	23,9dB	6,0dB	29,8dB @ 497,0MHz	23,8dB	6,0dB
1,2	Pass	37,8dB @ 352,0MHz	28,7dB	9,1dB	33,7dB @ 500,0MHz	23,7dB	10,0dB

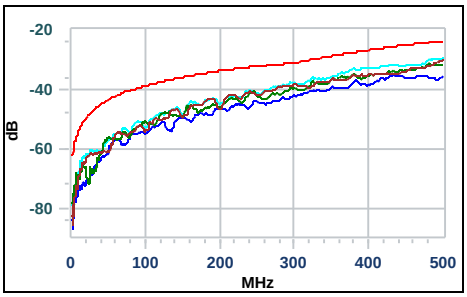

PS ACR-N: Pass

DH

Pairs	Result	Worst Case Value	Limit	Margin	Worst Overall Value	Limit	Margin
7,8	Pass	60,0dB @ 16,9MHz	44,1dB	15,9dB	2,1dB @ 500,0MHz	-20,2dB	22,3dB
3,6	Pass	72,6dB @ 3,1MHz	58,9dB	13,7dB	3,2dB @ 481,0MHz	-18,7dB	21,9dB
5,4	Pass	58,6dB @ 15,3MHz	45,1dB	13,5dB	1,6dB @ 500,0MHz	-20,2dB	21,8dB
1,2	Pass	48,3dB @ 58,8MHz	29,0dB	19,3dB	8,2dB @ 500,0MHz	-20,2dB	28,4dB

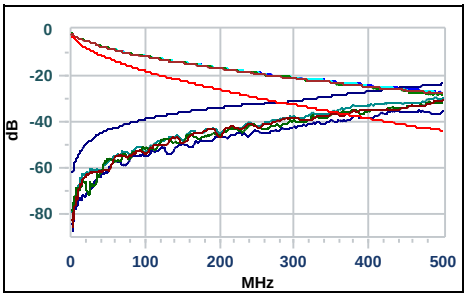

RH

Pairs	Result	Worst Case Value	Limit	Margin	Worst Overall Value	Limit	Margin
7,8	Pass	69,4dB @ 8,2MHz	51,2dB	18,2dB	7,6dB @ 500,0MHz	-20,2dB	27,8dB
3,6	Pass	65,6dB @ 8,4MHz	51,1dB	14,5dB	1,0dB @ 499,0MHz	-20,2dB	21,2dB
5,4	Pass	66,4dB @ 8,4MHz	51,1dB	15,3dB	2,4dB @ 498,0MHz	-20,1dB	22,5dB
1,2	Pass	49,0dB @ 57,3MHz	29,4dB	19,6dB	6,5dB @ 500,0MHz	-20,2dB	26,7dB

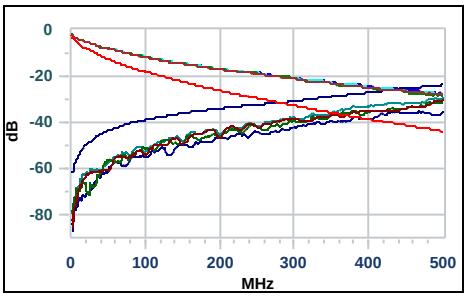

IDEAL INDUSTRIES, Inc. Certified - LanTEK Test Report

Job Name: VEMCO
Company: VEMCO

Report Date: Monday, November 09, 2009 10:40 AM
Version: 1.0.1.7

Pass

Test Name: K10014
Test Limit: Cat 6a 500 STP Perm
Test Date: 11/3/2009
Test Time: 18:12:21
Adapter ID: 6004
User Notes: Kabel poziomy I pietro, pokój 14

NVP: 72
LANTEK II-1000 [917192/917240]
Firmware 1.003

Standard: TIA 568-B.2-10
Frequency Range: 1 - 500MHz
Operator: Krzysztof Nowak
Contractor: VEMCO
Company: VEMCO

PS ACR-F: Pass

DH

Pairs	Result	Worst Case Value	Limit	Margin	Worst Overall Value	Limit	Margin
7,8	Pass	78,7dB @ 1,0MHz	61,2dB	17,5dB	34,6dB @ 367,0MHz	9,9dB	24,7dB
3,6	Pass	66,9dB @ 1,0MHz	61,2dB	5,7dB	19,0dB @ 500,0MHz	7,2dB	11,8dB
5,4	Pass	67,4dB @ 1,0MHz	61,2dB	6,2dB	19,4dB @ 500,0MHz	7,2dB	12,2dB
1,2	Pass	75,5dB @ 1,0MHz	61,2dB	14,3dB	27,2dB @ 473,0MHz	7,7dB	19,5dB

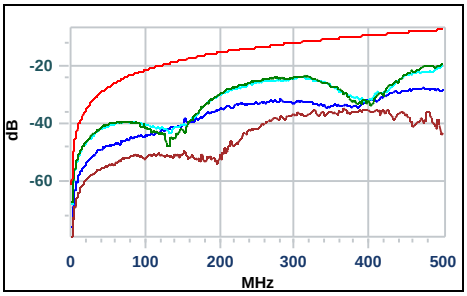

RH

Pairs	Result	Worst Case Value	Limit	Margin	Worst Overall Value	Limit	Margin
7,8	Pass	77,8dB @ 1,0MHz	61,2dB	16,6dB	33,2dB @ 474,0MHz	7,7dB	25,5dB
3,6	Pass	67,1dB @ 1,0MHz	61,2dB	5,9dB	18,6dB @ 500,0MHz	7,2dB	11,4dB
5,4	Pass	67,3dB @ 1,0MHz	61,2dB	6,1dB	19,8dB @ 500,0MHz	7,2dB	12,6dB
1,2	Pass	75,5dB @ 1,0MHz	61,2dB	14,3dB	26,9dB @ 458,0MHz	8,0dB	18,9dB

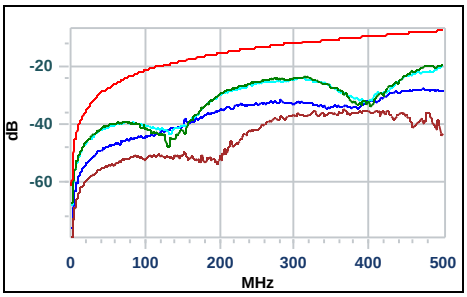

IDEAL INDUSTRIES, Inc. Certified - LanTEK Test Report

Job Name: VEMCO
Company: VEMCO

Report Date: Monday, November 09, 2009 10:41 AM
Version: 1.0.1.7

Pass

Test Name: K20003
Test Limit: Cat 6-250 STP Perm
Test Date: 11/3/2009
Test Time: 18:12:21
Adapter ID: 6004
User Notes: Kabel poziomy II pietro, pokój 03

NVP: 72
LANTEK II-1000 [917192/917240]
Firmware 1.003

Standard: TIA 568-B.2
Frequency Range: 1 - 250MHz
Operator: Krzysztof Nowak
Contractor: VEMCO
Company: VEMCO

Wiremap: Pass

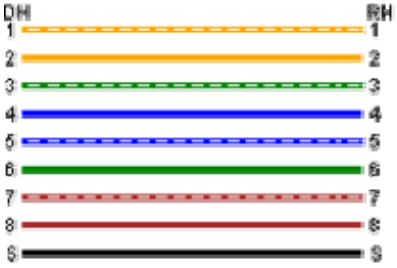

Test	7,8(0.72)	3,6(0.72)	5,4(0.72)	1,2(0.72)	Limit	Result
Length	66,8 m.	66,5 m.	65,5 m.	65,6 m.	< 90,0 m.	Pass
Propagation Delay	309,5 ns	307,9 ns	303,6 ns	303,8 ns	< 498,0 ns	Pass
Delay Skew	5,9 ns	4,3 ns	0,0 ns	0,2 ns	< 44,0 ns	Pass
DC Resistance	8,5 ohms	8,4 ohms	7,9 ohms	7,5 ohms	< 20,0 ohms	Pass
Headroom	43,6 dB					Pass

NEXT: Pass

DH

Pairs	Result	Worst Case Value	Limit	Margin	Worst Overall Value	Limit	Margin
7,8-3,6	Pass	47,4dB @ 184,5MHz	37,5dB	9,9dB	46,0dB @ 242,5MHz	35,6dB	10,4dB
7,8-5,4	Pass	41,7dB @ 250,0MHz	35,3dB	6,4dB	41,7dB @ 250,0MHz	35,3dB	6,4dB
7,8-1,2	Pass	56,4dB @ 185,0MHz	37,5dB	18,9dB	54,6dB @ 247,5MHz	35,4dB	19,2dB
3,6-5,4	Pass	44,3dB @ 239,0MHz	35,7dB	8,6dB	44,3dB @ 239,0MHz	35,7dB	8,6dB
3,6-1,2	Pass	46,1dB @ 247,5MHz	35,4dB	10,7dB	46,1dB @ 247,5MHz	35,4dB	10,7dB
5,4-1,2	Pass	51,2dB @ 170,0MHz	38,1dB	13,1dB	48,6dB @ 250,0MHz	35,3dB	13,3dB

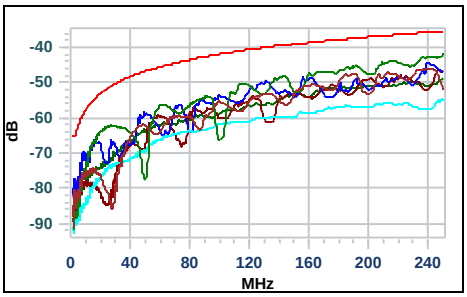

RH

Pairs	Result	Worst Case Value	Limit	Margin	Worst Overall Value	Limit	Margin
7,8-3,6	Pass	47,9dB @ 185,0MHz	37,5dB	10,4dB	46,3dB @ 241,5MHz	35,6dB	10,7dB
7,8-5,4	Pass	48,3dB @ 188,0MHz	37,4dB	10,9dB	47,0dB @ 237,0MHz	35,7dB	11,3dB
7,8-1,2	Pass	58,7dB @ 158,5MHz	38,6dB	20,1dB	55,8dB @ 249,5MHz	35,4dB	20,4dB
3,6-5,4	Pass	45,6dB @ 247,0MHz	35,4dB	10,2dB	45,6dB @ 250,0MHz	35,3dB	10,3dB
3,6-1,2	Pass	43,6dB @ 250,0MHz	35,3dB	8,3dB	43,6dB @ 250,0MHz	35,3dB	8,3dB
5,4-1,2	Pass	48,7dB @ 248,0MHz	35,4dB	13,3dB	48,7dB @ 250,0MHz	35,3dB	13,4dB

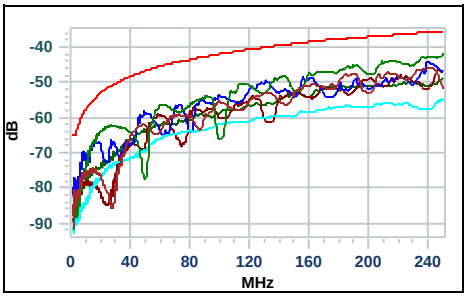

Return Loss: Pass

DH

Pairs	Result	Worst Case Value	Limit	Margin	Worst Overall Value	Limit	Margin
7,8	Pass	30,5dB @ 2,4MHz	20,6dB	9,9dB	25,1dB @ 188,5MHz	11,2dB	13,9dB
3,6	Pass	30,9dB @ 2,4MHz	20,6dB	10,3dB	22,9dB @ 187,0MHz	11,3dB	11,6dB
5,4	Pass	15,1dB @ 162,5MHz	11,9dB	3,2dB	15,1dB @ 162,5MHz	11,9dB	3,2dB
1,2	Pass	30,9dB @ 2,5MHz	20,7dB	10,2dB	24,0dB @ 192,0MHz	11,2dB	12,8dB

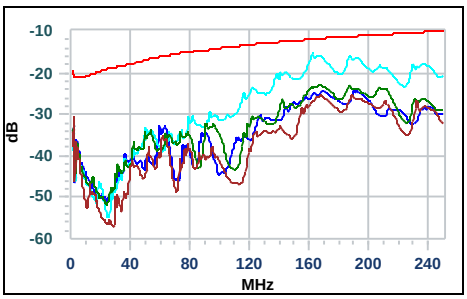

RH

Pairs	Result	Worst Case Value	Limit	Margin	Worst Overall Value	Limit	Margin
7,8	Pass	30,9dB @ 2,2MHz	20,5dB	10,4dB	25,1dB @ 234,0MHz	10,3dB	14,8dB
3,6	Pass	30,7dB @ 2,4MHz	20,6dB	10,1dB	24,3dB @ 235,0MHz	10,3dB	14,0dB
5,4	Pass	17,8dB @ 188,0MHz	11,3dB	6,5dB	17,8dB @ 188,0MHz	11,3dB	6,5dB
1,2	Pass	30,3dB @ 2,4MHz	20,6dB	9,7dB	21,1dB @ 244,5MHz	10,1dB	11,0dB

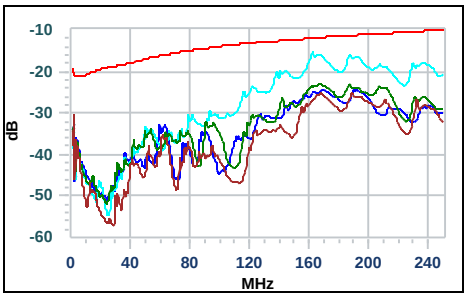

IDEAL INDUSTRIES, Inc. Certified - LanTEK Test Report

Job Name: VEMCO
Company: VEMCO

Report Date: Monday, November 09, 2009 10:41 AM
Version: 1.0.1.7

Pass

Test Name: K20003
Test Limit: Cat 6-250 STP Perm
Test Date: 11/3/2009
Test Time: 18:12:21
Adapter ID: 6004
User Notes: Kabel poziomy II pietro, pokój 03

NVP: 72
LANTEK II-1000 [917192/917240]
Firmware 1.003

Standard: TIA 568-B.2
Frequency Range: 1 - 250MHz
Operator: Krzysztof Nowak
Contractor: VEMCO
Company: VEMCO

Insertion Loss: Pass

DH

Pairs	Result	Worst Case Value	Limit	Margin	Worst Overall Value	Limit	Margin
7,8	Pass	2,3dB @ 3,1MHz	3,1dB	0,8dB	19,0dB @ 250,0MHz	31,1dB	12,1dB
3,6	Pass	2,3dB @ 3,1MHz	3,1dB	0,8dB	18,8dB @ 249,5MHz	31,1dB	12,3dB
5,4	Pass	2,3dB @ 3,1MHz	3,1dB	0,8dB	18,6dB @ 250,0MHz	31,1dB	12,5dB
1,2	Pass	2,3dB @ 3,1MHz	3,1dB	0,8dB	18,6dB @ 250,0MHz	31,1dB	12,5dB

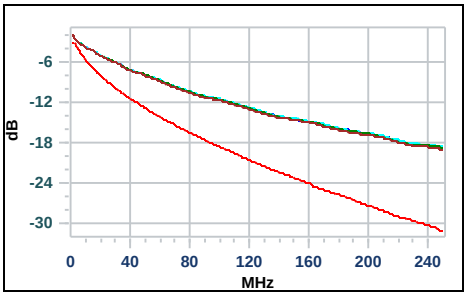

ACR-N: Pass

DH

Pairs	Result	Worst Case Value	Limit	Margin	Worst Overall Value	Limit	Margin
7,8-3,6	Pass	78,1dB @ 3,1MHz	61,9dB	16,2dB	27,3dB @ 240,0MHz	5,2dB	22,1dB
7,8-5,4	Pass	60,5dB @ 17,1MHz	46,9dB	13,6dB	22,7dB @ 250,0MHz	4,2dB	18,5dB
7,8-1,2	Pass	86,3dB @ 3,1MHz	61,9dB	24,4dB	35,7dB @ 247,5MHz	4,5dB	31,2dB
3,6-5,4	Pass	66,4dB @ 8,4MHz	54,0dB	12,4dB	26,0dB @ 239,0MHz	5,4dB	20,6dB
3,6-1,2	Pass	50,4dB @ 58,8MHz	31,7dB	18,7dB	27,5dB @ 247,5MHz	4,5dB	23,0dB
5,4-1,2	Pass	72,7dB @ 10,3MHz	52,0dB	20,7dB	30,0dB @ 250,0MHz	4,2dB	25,8dB

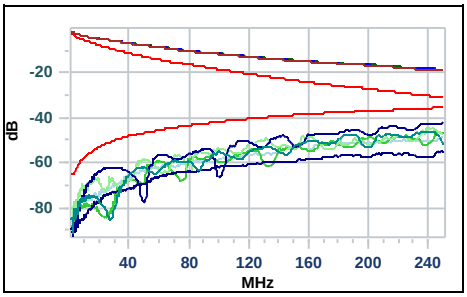

RH

Pairs	Result	Worst Case Value	Limit	Margin	Worst Overall Value	Limit	Margin
7,8-3,6	Pass	71,2dB @ 8,2MHz	54,2dB	17,0dB	27,6dB @ 240,0MHz	5,2dB	22,4dB
7,8-5,4	Pass	64,8dB @ 17,1MHz	46,9dB	17,9dB	28,5dB @ 237,0MHz	5,5dB	23,0dB
7,8-1,2	Pass	87,2dB @ 3,1MHz	61,9dB	25,3dB	36,8dB @ 249,5MHz	4,3dB	32,5dB
3,6-5,4	Pass	67,4dB @ 8,4MHz	54,0dB	13,4dB	26,8dB @ 249,5MHz	4,3dB	22,5dB
3,6-1,2	Pass	51,4dB @ 57,3MHz	32,1dB	19,3dB	24,9dB @ 250,0MHz	4,2dB	20,7dB
5,4-1,2	Pass	63,0dB @ 27,3MHz	41,6dB	21,4dB	30,1dB @ 248,0MHz	4,4dB	25,7dB

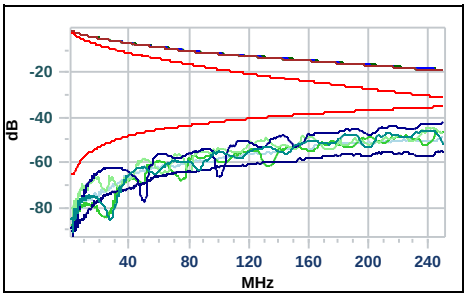

ACR-F: Pass

DH

Pairs	Result	Worst Case Value	Limit	Margin	Worst Overall Value	Limit	Margin
7,8-3,6	Pass	79,8dB @ 1,0MHz	64,2dB	15,6dB	42,5dB @ 250,0MHz	16,2dB	26,3dB
7,8-5,4	Pass	88,7dB @ 1,0MHz	64,2dB	24,5dB	50,5dB @ 250,0MHz	16,2dB	34,3dB
7,8-1,2	Pass	87,7dB @ 1,0MHz	64,2dB	23,5dB	52,3dB @ 164,5MHz	19,9dB	32,4dB
3,6-7,8	Pass	78,8dB @ 1,0MHz	64,2dB	14,6dB	42,9dB @ 250,0MHz	16,2dB	26,7dB
3,6-5,4	Pass	67,6dB @ 1,0MHz	64,2dB	3,4dB	25,8dB @ 250,0MHz	16,2dB	9,6dB
3,6-1,2	Pass	78,1dB @ 1,0MHz	64,2dB	13,9dB	34,6dB @ 227,5MHz	17,1dB	17,5dB
5,4-7,8	Pass	88,0dB @ 1,0MHz	64,2dB	23,8dB	48,5dB @ 250,0MHz	16,2dB	32,3dB
5,4-3,6	Pass	67,8dB @ 1,0MHz	64,2dB	3,6dB	26,0dB @ 249,5MHz	16,2dB	9,8dB
5,4-1,2	Pass	79,7dB @ 1,0MHz	64,2dB	15,5dB	37,3dB @ 246,5MHz	16,4dB	20,9dB
1,2-7,8	Pass	88,7dB @ 1,0MHz	64,2dB	24,5dB	52,0dB @ 158,0MHz	20,2dB	31,8dB
1,2-3,6	Pass	78,0dB @ 1,0MHz	64,2dB	13,8dB	33,8dB @ 248,5MHz	16,3dB	17,5dB
1,2-5,4	Pass	79,8dB @ 1,0MHz	64,2dB	15,6dB	37,5dB @ 230,5MHz	16,9dB	20,6dB

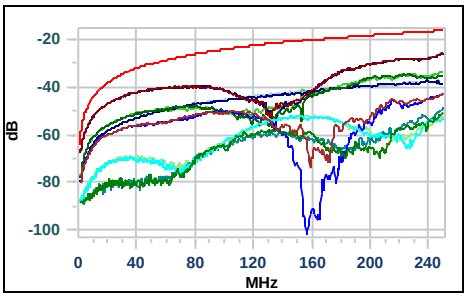

RH

Pairs	Result	Worst Case Value	Limit	Margin	Worst Overall Value	Limit	Margin
7,8-3,6	Pass	78,7dB @ 1,0MHz	64,2dB	14,5dB	42,6dB @ 250,0MHz	16,2dB	26,4dB
7,8-5,4	Pass	87,9dB @ 1,0MHz	64,2dB	23,7dB	48,1dB @ 250,0MHz	16,2dB	31,9dB
7,8-1,2	Pass	88,6dB @ 1,0MHz	64,2dB	24,4dB	51,7dB @ 250,0MHz	16,2dB	35,5dB
3,6-7,8	Pass	79,9dB @ 1,0MHz	64,2dB	15,7dB	42,8dB @ 250,0MHz	16,2dB	26,6dB
3,6-5,4	Pass	67,8dB @ 1,0MHz	64,2dB	3,6dB	25,8dB @ 249,5MHz	16,2dB	9,6dB
3,6-1,2	Pass	78,0dB @ 1,0MHz	64,2dB	13,8dB	33,7dB @ 248,5MHz	16,3dB	17,4dB
5,4-7,8	Pass	88,8dB @ 1,0MHz	64,2dB	24,6dB	50,9dB @ 250,0MHz	16,2dB	34,7dB
5,4-3,6	Pass	67,6dB @ 1,0MHz	64,2dB	3,4dB	25,9dB @ 250,0MHz	16,2dB	9,7dB
5,4-1,2	Pass	79,8dB @ 1,0MHz	64,2dB	15,6dB	37,5dB @ 239,0MHz	16,6dB	20,9dB
1,2-7,8	Pass	87,8dB @ 1,0MHz	64,2dB	23,6dB	52,3dB @ 153,5MHz	20,5dB	31,8dB
1,2-3,6	Pass	78,1dB @ 1,0MHz	64,2dB	13,9dB	34,8dB @ 226,0MHz	17,1dB	17,7dB
1,2-5,4	Pass	79,7dB @ 1,0MHz	64,2dB	15,5dB	37,3dB @ 246,5MHz	16,4dB	20,9dB

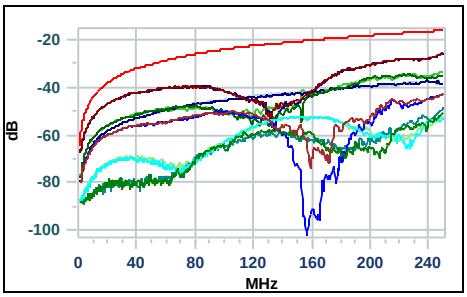

IDEAL INDUSTRIES, Inc. Certified - LanTEK Test Report

Job Name: VEMCO
Company: VEMCO

Report Date: Monday, November 09, 2009 10:43 AM
Version: 1.0.1.7

Pass

Test Name: K20003
Test Limit: Cat 6-250 STP Perm
Test Date: 11/3/2009
Test Time: 18:12:21
Adapter ID: 6004
User Notes: Kabel poziomy II pietro, pokój 03

NVP: 72
LANTEK II-1000 [917192/917240]
Firmware 1.003

Standard: TIA 568-B.2
Frequency Range: 1 - 250MHz
Operator: Krzysztof Nowak
Contractor: VEMCO
Company: VEMCO

PS NEXT: Pass

DH

Pairs	Result	Worst Case Value	Limit	Margin	Worst Overall Value	Limit	Margin
7,8	Pass	40,8dB @ 236,0MHz	32,7dB	8,1dB	40,8dB @ 243,0MHz	32,5dB	8,3dB
3,6	Pass	41,6dB @ 239,0MHz	32,7dB	8,9dB	41,5dB @ 245,5MHz	32,5dB	9,0dB
5,4	Pass	40,1dB @ 239,0MHz	32,7dB	7,4dB	39,9dB @ 250,0MHz	32,3dB	7,6dB
1,2	Pass	44,1dB @ 247,5MHz	32,4dB	11,7dB	44,1dB @ 250,0MHz	32,3dB	11,8dB

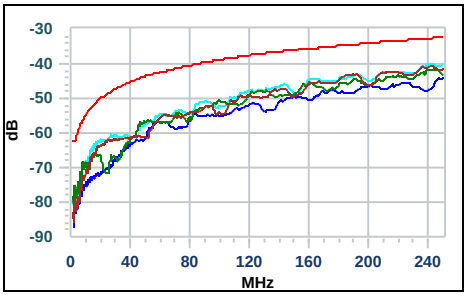

RH

Pairs	Result	Worst Case Value	Limit	Margin	Worst Overall Value	Limit	Margin
7,8	Pass	45,0dB @ 185,0MHz	34,5dB	10,5dB	43,7dB @ 240,5MHz	32,6dB	11,1dB
3,6	Pass	41,1dB @ 243,5MHz	32,5dB	8,6dB	41,0dB @ 250,0MHz	32,3dB	8,7dB
5,4	Pass	46,4dB @ 160,0MHz	35,5dB	10,9dB	43,3dB @ 250,0MHz	32,3dB	11,0dB
1,2	Pass	42,3dB @ 249,5MHz	32,4dB	9,9dB	42,2dB @ 250,0MHz	32,3dB	9,9dB

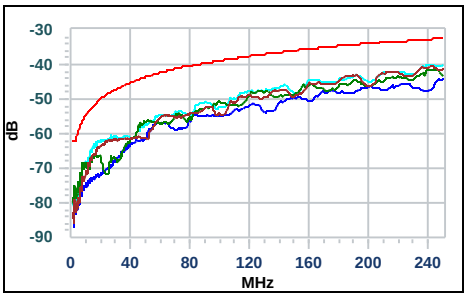

PS ACR-N: Pass

DH

Pairs	Result	Worst Case Value	Limit	Margin	Worst Overall Value	Limit	Margin
7,8	Pass	60,0dB @ 16,9MHz	44,0dB	16,0dB	22,1dB @ 240,5MHz	2,2dB	19,9dB
3,6	Pass	72,6dB @ 3,1MHz	58,9dB	13,7dB	23,0dB @ 245,5MHz	1,7dB	21,3dB
5,4	Pass	58,6dB @ 15,3MHz	45,0dB	13,6dB	21,3dB @ 250,0MHz	1,2dB	20,1dB
1,2	Pass	48,1dB @ 58,8MHz	28,7dB	19,4dB	25,5dB @ 250,0MHz	1,2dB	24,3dB

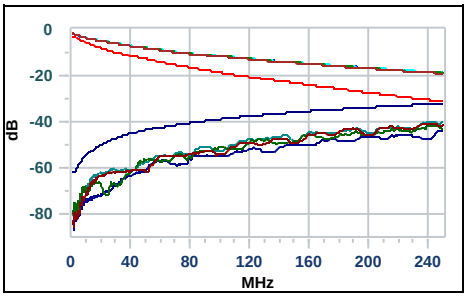

RH

Pairs	Result	Worst Case Value	Limit	Margin	Worst Overall Value	Limit	Margin
7,8	Pass	69,4dB @ 8,2MHz	51,2dB	18,2dB	25,0dB @ 240,0MHz	2,2dB	22,8dB
3,6	Pass	65,6dB @ 8,4MHz	51,0dB	14,6dB	22,3dB @ 249,5MHz	1,3dB	21,0dB
5,4	Pass	66,1dB @ 8,5MHz	50,8dB	15,3dB	24,7dB @ 249,5MHz	1,3dB	23,4dB
1,2	Pass	49,4dB @ 57,3MHz	29,1dB	20,3dB	23,6dB @ 250,0MHz	1,2dB	22,4dB

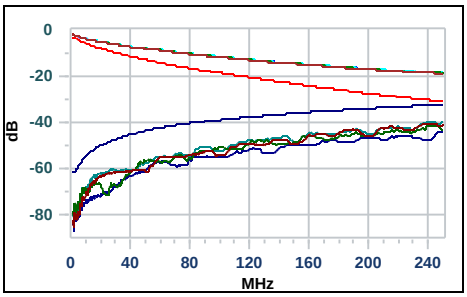

IDEAL INDUSTRIES, Inc. Certified - LanTEK Test Report

Job Name: VEMCO
Company: VEMCO

Report Date: Monday, November 09, 2009 10:44 AM
Version: 1.0.1.7

Pass

Test Name: K20003
Test Limit: Cat 6-250 STP Perm
Test Date: 11/3/2009
Test Time: 18:12:21
Adapter ID: 6004
User Notes: Kabel poziomy II pietro, pokój 03

NVP: 72
LANTEK II-1000 [917192/917240]
Firmware 1.003

Standard: TIA 568-B.2
Frequency Range: 1 - 250MHz
Operator: Krzysztof Nowak
Contractor: VEMCO
Company: VEMCO

PS ACR-F: Pass

DH

Pairs	Result	Worst Case Value	Limit	Margin	Worst Overall Value	Limit	Margin
7,8	Pass	78,7dB @ 1,0MHz	61,2dB	17,5dB	41,6dB @ 250,0MHz	13,2dB	28,4dB
3,6	Pass	66,9dB @ 1,0MHz	61,2dB	5,7dB	25,2dB @ 250,0MHz	13,2dB	12,0dB
5,4	Pass	67,4dB @ 1,0MHz	61,2dB	6,2dB	25,7dB @ 249,5MHz	13,2dB	12,5dB
1,2	Pass	75,5dB @ 1,0MHz	61,2dB	14,3dB	32,5dB @ 250,0MHz	13,2dB	19,3dB

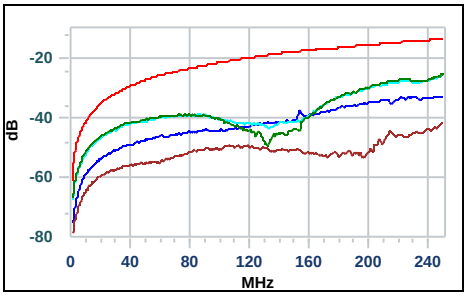

RH
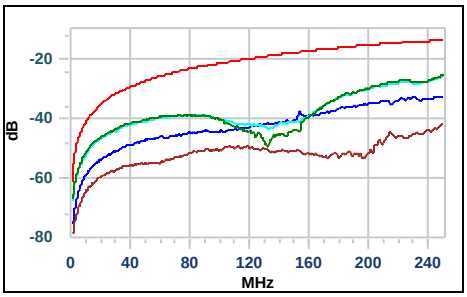
Pairs	Result	Worst Case Value	Limit	Margin	Worst Overall Value	Limit	Margin
7,8	Pass	77,8dB @ 1,0MHz	61,2dB	16,6dB	41,1dB @ 250,0MHz	13,2dB	27,9dB
3,6	Pass	67,1dB @ 1,0MHz	61,2dB	5,9dB	25,1dB @ 249,5MHz	13,2dB	11,9dB
5,4	Pass	67,3dB @ 1,0MHz	61,2dB	6,1dB	25,6dB @ 250,0MHz	13,2dB	12,4dB
1,2	Pass	75,5dB @ 1,0MHz	61,2dB	14,3dB	33,2dB @ 226,0MHz	14,1dB	19,1dB